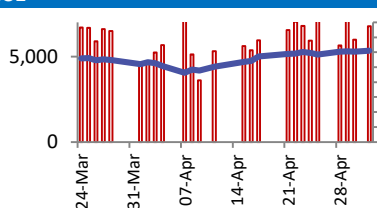
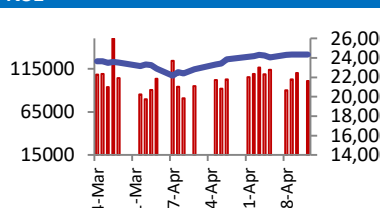


BSE



Open	80300
High	81178
Low	80169
Close	80502
Change	260
Volume (Lacs)	6266
Turnover (Rs.inCr)	6770

NSE



Open	24312
High	24589
Low	24239
Close	24347
Change	13
Volume(Lacs)	29740
Turnover(Rs.in Cr)	100895

World Markets	Current	Previous	Pt. Chg	Var(%)
Dow	41317	40753	564	1.4%
Dow Futures	41153	41427	(274)	-0.7%
Nasdaq	17978	17711	267	1.5%
FTSE	8596	8596	Closed	Closed
Nikkei	36831	36831	Closed	Closed
Hang Seng	22505	22505	Closed	Closed
Gift Nifty	24536	24404	133	0.5%
Straits Singapore	3843	3845	(2)	0.0%
South Korea	2560	2560	Closed	Closed
Taiwan	20340	20788	(448)	-2.2%
Shanghai	3279	3279	Closed	Closed

Commodity Prices	Current	Previous	Pt. Chg	Var(%)
Copper (\$/MT)	9366	9206	160	1.7%
Alumin (\$/MT)	2432	2416	16	0.6%
Zinc (\$/MT)	2608	2578	30	1.2%
Brent Crude (\$/bbl)	59	61	(2)	-3.5%
Gold (\$/Ounce)	3267	3240	27	0.8%
Silver (\$/Ounce)	32	32	0	0.6%
Light Crude (\$/bbl)	56	58	(2)	-3.8%
N G (\$/mmbtu)	4	4	0	1.3%
Sugar (\$/MT)	490	494	(4)	-0.8%
Rubber (Rs./kg)	198	199	(1)	-0.4%
Baltic Dry Index	1421	1411	10	0.7%

Currency Exchange Rate	Current	Previous	Var(%)
Rs./ \$ rate	84.55	84.49	0.06%
Rs./ Euro	95.96	96.01	-0.06%
Rs./Chinese Yuan	11.63	11.63	-0.01%
Yen / \$ rate	144.24	144.96	-0.50%
\$ US/Euro	1.13	1.13	0.35%

Dollar Index	Current	Previous	Var(%)
Dollar Index	99.64	100.03	-0.39%

Support/ Resistance Levels for Today		
	Nifty	Bank Nifty Fut
Support 1	24270	55000
Support 2	24200	54740
Resistance	24440	55440

Securities in Ban For Trade
RBLBANK

Market Review

US: Stocks posted another day of strong gains Friday, fueled by news of potential progress toward the U.S. and China mending trade relations.

Asia: Australian stocks fell Monday after PM Anthony Albanese returned to power, while most Asian markets were closed for holidays.

India: The Sensex ended 260 points higher on Friday buoyed by optimism surrounding a potential India-US trade deal, record high GST collection in April, and continuous foreign fund inflows. **Market is expected to open on a gap up note and likely to witness positive move during the day.**

Global economy: The U.S. economy added more jobs than anticipated in April, but this still represented a drop from the previous month given the heightened economic uncertainty due to U.S. President Trump's aggressive tariffs policy. Nonfarm payrolls for the month came in at 177,000, down from a revised lower reading of 185,000 in March, data from the Labor Department's Bureau of Labor Statistics showed on Friday. Economists had anticipated 138,000.

U.S. President Trump's administration proposed a \$163 bn cut to the fed budget that would sharply reduce spending on education, housing and medical research next year, while increasing outlays for defense and border security. The administration said the proposed budget would raise homeland security spending by nearly 65% from 2025 enacted levels, as Trump cracks down on illegal immigration.

In a significant economic event, the total value of new purchase orders placed with manufacturers, known as Factory Orders, has seen a remarkable surge. The actual figure for Factory Orders came in at 4.3%, a substantial jump from the previous figure of 0.5%. The latest data nearly matched the forecasted growth of 4.4%, falling short by a slight 0.1%. Despite this minor discrepancy, the actual number still represents a significant increase, demonstrating a robust manufacturing sector.

Commodities: Oil prices dropped in early trading after OPEC+ reached an agreement over the weekend to significantly increase production, boosting global supply.

Gold advanced after its first back-to-back weekly loss this year as investors mulled an uncertain outlook for global trade and the US economy ahead of a Fed Reserve rate decision this week.

Currency: The U.S. dollar slipped handing back some of the previous session's gains ahead of the release of the much-watched monthly jobs report.

FII Derivative Transactions (Rs. Cr)

Contracts	Purchase		Sell		Net	Open Interest (OI)		OI (Previous day)		Change	
	Contract	Value	Contract	Value		Contract	Value	Contract	Value	Contract	Value
Index Future	29188	5111	27676	4815	296	161620	27695	160186	27452	1434	243
Index Option	6921902	1244490	7093503	1275503	(31013)	2257156	402049	1605510	283350	651646	118699
Stock Future	358873	22593	359933	22481	112	5957963	370856	5932755	369771	25208	1085
Stock Option	717785	48183	764466	51230	(3047)	982912	60634	901095	55880	81817	4754
Total	8027748	1320377	8245578	1354029	(33652)	9359651	861234	8599546	736453	760105	124781

FII All Activity-BBG (Rs Cr)		Buy	Sell	Net
24-Apr-25		21177	15752	5426
25-Apr-25		18713	13673	5040
28-Apr-25		11684	9174	2510
29-Apr-25		15694	13343	2351
30-Apr-25		25357	25184	173
Month to date- Apr		292055	281323	10732
FII (Prov.) (Rs Cr)		Buy	Sell	Net
25-Apr-25		15524	12572	2952
28-Apr-25		11680	9206	2474
29-Apr-25		15674	13289	2386
30-Apr-25		25190	25139	51
2-May-25		18130	15360	2770
Month to date-May		18130	15360	2770
DII (Prov.) (Rs. Cr)		Buy	Sell	Net
25-Apr-25		16171	12631	3540
28-Apr-25		14436	11619	2818
29-Apr-25		13356	11987	1369
30-Apr-25		14430	12638	1792
2-May-25		13906	10616	3290
Month to date-May		13906	10616	3290
FII Debt - BBG (Rs. Cr)		Buy	Sell	Net
24-Apr-25		1520	1416	104
25-Apr-25		1960	2852	(893)
28-Apr-25		1354	4265	(2911)
29-Apr-25		1186	3607	(2422)
30-Apr-25		3134	4949	(1816)
Month to date- Apr		51399	83150	(31751)

Market Breadth	BSE		NSE	
	No.	%	No.	%
Advance	1702	42%	1163	40%
Decline	2244	55%	1677	58%
Unchanged	139	3%	75	3%

Market Turnover	02-May	30-Apr	Var (%)
BSE Cash	6770	5986	13%
NSE Cash	100895	110088	-8%
NSE Futures	138809	105842	31%
NSE Options	14095922	42255025	-67%
Total (Rs.Cr)	14342396	42476941	-66%

Volatility Index	02-May	30-Apr
Volatility Index	18.26	18.22

Index PE - TTM	02-May	Yr. High	Yr. Low
Sensex	22.4	25.2	20.3
Nifty	22.0	24.4	19.6

Corporate News
JSW Steel says ₹702-cr mining demand set aside, case remanded to Odisha govt

JSW Steel Ltd announced that the ₹702-cr demand raised by the deputy director of mines has been set aside by the revisionary authority. "...we would like to update that the Revisionary Authority has set aside the aforesaid Demand Notices and the matter has been has remanded back to the State Government of Odisha to dispose of the same after giving proper opportunity of hearing to the company.(CNBC)

Prime Focus to set up global entertainment destination in Mumbai with Rs 3,000 cr investment

Prime Focus Group, in collaboration with the Maharashtra government, is set to develop a global entertainment destination in Mumbai with a proposed investment of Rs 3000 cr. (ET)

Tech Mahindra To Acquire Mahindra Racing UK For GBP 1.2 Mn

Tech Mahindra Ltd. its wholly owned subsidiary, Tech Mahindra London Ltd, has entered into a definitive agreement to acquire Mahindra Racing UK Ltd from Mahindra Overseas Investment Company (Mauritius) Ltd, a wholly owned subsidiary of Mahindra & Mahindra Ltd. This deal, executed through a share purchase agreement, involves TMLL acquiring 100% shareholding in MRUK for a cash consideration of GBP 1.2 mn (approximately Rs 13.5 cr).(NDTV)

Economy
ADB commits \$26 bn more to food & nutrition security in APAC

The Asian Development Bank has significantly increased its commitment to food and nutrition security in Asia-Pacific, raising it to \$40 bn by 2030. This expanded support aims to combat hunger, enhance diets, protect the environment, and create opportunities for farmers and agribusinesses.(ET)

India's forex reserves up by \$1.98 bn as of April 25

India's foreign exchange reserves rose for the eighth straight week, reaching \$688.13 bn as of April 25, according to data released by the RBI on Friday. The reserves grew by \$1.98 billion during the week. (ET)

International
China's Ant Group plans to list overseas unit in Hong Kong, report says

Ant Group, an affiliate of China's e-commerce giant Alibaba Group plans to list its overseas arm, Ant International, on the Hong Kong stock exchange. Caixin, citing people close to the company.(Invst)

Top 5 Nifty Gainers	02-May	30-Apr	Var(%)
ADANI PORTS	1267	1217	4.2%
BAJFINANCE	8863	8635	2.6%
INDUSINDBK	853	838	1.7%
SBIN	800	789	1.4%
RELIANCE	1422	1405	1.2%
Top 5 Nifty Losers	02-May	30-Apr	Var(%)
JSWSTEEL	973	1030	-5.5%
BAJAJ-AUTO	7837	8030	-2.4%
EICHERMOT	5438	5567	-2.3%
HEROMOTOCO	3741	3827	-2.3%
HDFCLIFE	728	744	-2.1%

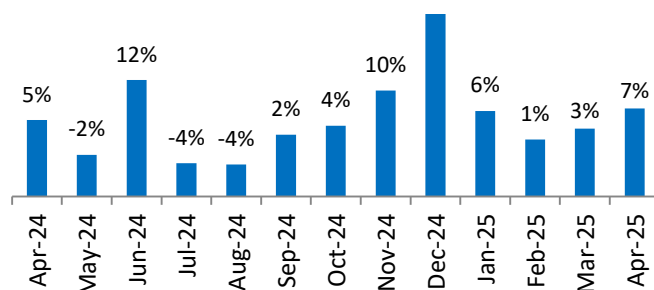
BSE Index Watch	Last	1 day	1 wk	1 mth	1 yr
SENSEX	80502	0.3%	0.9%	6.8%	9.0%
MIDCAP	42708	-0.4%	-2.0%	5.4%	0.7%
SMLCAP	47366	-0.1%	-3.9%	3.3%	0.4%
AUTO	49926	-0.1%	-0.4%	8.2%	-2.8%
BANKEX	62709	0.1%	-0.5%	6.0%	13.2%
Capital Goods	62668	-0.2%	-0.2%	5.1%	0.1%
FMCG	20409	-0.2%	-1.5%	4.6%	4.1%
Health Care	41995	-0.5%	-2.2%	3.6%	18.1%
IT	35207	0.4%	1.2%	6.4%	3.9%
METAL	28871	-0.6%	-2.3%	1.5%	-9.3%
Oil & Gas	26675	0.7%	1.7%	10.1%	-8.5%
Power	6583	-1.0%	-4.3%	1.8%	-10.0%
Realty	6826	-0.6%	-0.5%	7.0%	-9.6%

Margin Trading Disclosure (Rs. In Cr)	Last	1 day	1 wk	1 mth	3 mth
Op. Scripwise Outstanding	68913	0.2%	0.5%	1.3%	-11.7%
Fresh Exposure	5034	-6.5%	-16.9%	-9.6%	9.3%
Exposure liquidated	4771	-9.5%	-21.7%	-14.0%	12.9%
Closing Net scripwise outstanding	69176	0.4%	0.9%	1.6%	-11.8%

NSE USD Futures	02-May	30-Apr	Var (%)
Apr Expiry (Rs./\$)	87.25	87.56	-0.4%
May Expiry (Rs./\$)	87.00	87.50	-0.6%
Total Turnover (Rs. Crore)	4435	3770	18%

Sectors	TTM PE
Auto	29.55
Auto Ancillary	40.53
Banking	14.07
Engineering	47.17
Cement	73.95
Diamonds & Jewellery	40.93
Housing Finance	24.61
Infrastructure & Const	27.99
Metals-Aluminium	26.57
Metal – Steel	16.92
Oil Expl.	7.67
Pharma	9.2
Power – Gen. Supp.	38.95
Information Tech.	26.95
Sugar	18.59
Telecom Serv. Prov.	47.74
Tyres	30.91

Maruti Monthly Volume Growth (YoY) (Source: Company data)



10 year G-Sec Yield	Current	Previous	Change
US	4.31%	4.22%	9 bps
Japan	1.26%	1.26%	1 bps
India	6.35%	6.36%	(0) bps
UK	4.51%	4.48%	3 bps
Libor 3 Mths	4.85%	4.85%	(0) bps

Indian Eco Data	Current	Previous	Var(%)
Forex Reserve (US\$ in bn)	688	688	0.0%
Inflation - WPI	2.05%	2.38%	(33) bps
Inflation - CPI	3.34%	3.61%	(27) bps

India GDP	Q3FY25	Q2FY25	Var(%)
Growth	6.15%	5.58%	57 bps

Monetary Policy	Current	Previous	Change
Repo Rate	6.25%	6.50%	(25) bps
Reverse Repo Rate	3.35%	3.35%	0 bps
CRR	4.00%	4.00%	0 bps
O/S Banking System Liquidity (Rs bn)	1033	1158	(124.8)

IIP Growth %	Mar-25	Mar-24	Apr-Feb
IIP	3.0	5.5	3.6
Capital Goods	2.4	7.0	6.2
Mining	0.4	1.3	2.2
Manufacturing	3.0	5.9	4.2
Electricity	6.3	8.6	3.8

ADR Price Movement

Company	Price (US\$)	Volume	Previous Day Price	Volume	Variance (%)	No. of Share Per ADR	ADR Price (Rs.)	BSE Price	Variance (%)
Infosys Tech	17.88	8940503	17.60	7752851	1.59%	1	1511.66	1506.80	0.3%
Wipro	2.90	4549420	2.86	5332494	1.40%	1	245.18	242.87	1.0%
Dr.Reddy's	14.00	1236714	13.83	1454570	1.23%	1	1183.63	1182.90	0.1%
ICICI Bank	34.18	4178054	33.52	2480624	1.97%	2	1444.87	1432.40	0.9%
HDFC Bank	73.59	1475994	72.28	1223376	1.81%	3	2073.89	1925.00	7.7%

GDR's (US\$)

	Prices	Prev. Close	Change	Var %
L&T	39.55	39.35	0.2	0.5%
RIL	67.20	65.80	1.4	2.1%
SBI	94.40	93.40	1.0	1.1%

US Economy Data	Current	Previous
Inflation (%) (YoY)	2.40%	2.80%
Unemployment (%)	4.20%	4.20%

Interest Rate (%)	Current	Previous
Fed Rate	4.50%	4.50%

US GDP	Q1CY25	Q4CY24
Growth (QoQ Annualized)	-0.30%	2.40%

China Economy Data	Current	Previous
GDP	5.40%	5.40%
Inflation – CPI (%)	-0.10%	-0.70%

Economic Calendar

	Date
Indian GDP Data	30 May
Indian Inflation Data CPI	13 May
Indian Inflation Data WPI	14 May
Indian Monetary Policy	06 Jun
India's Industrial Production (IIP)	28 May
US Inflation Data	13 May
US GDP	29 May
US Unemployment Data	06 Jun
US Fed Rate	07 May
China GDP	15 Jul
China Inflation Data	10 May

Event Update

Name	Date	Purpose
Oberoi Realty Ltd.	05/05/25	Rs.2.00 per share(20%)Interim Dividend
PTC India Ltd.	05/05/25	Rs.5.00 per share(50%)Interim Dividend
CRISIL Ltd.	07/05/25	First Interim Dividend
Info Edge (India) Ltd.	07/05/25	Stock Split from Rs.10/- to Rs.2/-
Oracle Financial Services Software Ltd.	08/05/25	Equity Rs.265.00 per share(5300%)Interim Dividend
Rajasthan Tube Manufacturing Company Ltd.	08/05/25	Stock Split from Rs.10/- to Re.1/-
Anand Rathi Wealth Ltd.	09/05/25	Rs.7.00 per share(140%)Final Dividend
Bajaj Finance Ltd.	09/05/25	Equity Rs.12.00 per share(600%)Special Dividend
Bank Of Maharashtra	09/05/25	Rs.1.50 per share(15%)Final Dividend
Laurus Labs Ltd.	09/05/25	Rs.0.80 per share(40%)Second Interim Dividend
Nakoda Group of Industries Ltd. - (NGILPP)	09/05/25	Second and Final Call of Rs. 10/- (Rs.4/- Face Value +Rs. 6/- Premium)
Navkar Urbanstructure Ltd.	09/05/25	Stock Split from Rs.2/- to Re.1/-
Shantai Industries Ltd.	09/05/25	Stock Split from Rs.10/- to Rs.2/-
Transformers & Rectifiers (India) Ltd.	09/05/25	Rs.0.20 per share(20%)Final Dividend

Bulk Deal As On 02/05/25

BSE					
Security Code	Security Name	Client Name	Deal	Quantity	Price
543499	ACHYUT	MULTITUDE GROWTH FUNDS LIMITED	S	2299500	3.55
511463	ALEXANDER	VANDNA ANIRUDH SETHI	S	68500	14.4
540135	ARCFIN	STROTRAM GLOBE PRIVATE LIMITED	B	4447206	1.03
543211	BONLON	SYLPH TECHNOLOGIES LIMITED	B	288311	38.73
539434	BRIPORT	ANKIT AGGARWAL	S	103600	7.32
539434	BRIPORT	DEEPAK KUMAR AGGARWAL	S	102900	7.32
539434	BRIPORT	JAYSUKHLAL TRIBHOVANDAS DOSHI	B	16442	7.32
539434	BRIPORT	KANCHANBEN BHUVA	B	27300	7.32
539434	BRIPORT	KANCHANBEN BHUVA	B	33113	7.32
539434	BRIPORT	NIKUNJ RAMJIBHAIBHUVA	B	34144	7.32
539434	BRIPORT	PRERIT JAYSUKHLAL DOSHI	B	30000	7.32
539434	BRIPORT	RANJIT CHOWDHARY HUF	B	18000	7.32
539091	CITL	RACHNA RAHUL NIM	S	1991516	1.65
512441	ENBETRD	JNSP TRADING LLP	S	3531762	0.88
526614	EXPOGAS	AEGIS INVESTMENT FUND	B	248991	60
570005	GATECHDVR	MAHESHBHAI RAMESHBHAI VAGHELA	B	631845	0.85
570005	GATECHDVR	RUTU PREYANK PATEL	S	630000	0.85
513536	GNRL	PRIME VENTURE GROWTH FUND-I	S	650000	46.76
523277	GVFILM	SHUBHAM ASHOKBHAI PATEL	S	39050000	0.5
523277	GVFILM	SURAJ DILIP PAWAR	B	11000000	0.5
544388	IDENTIXWEB	CRAFT EMERGING MARKET FUND PCC- ELITE CAPITAL FUND	S	56000	60.23
543286	JETMALL	MANOHARLAL BANSILAL KANJANI	S	30000	10
543286	JETMALL	RAJENDRA S KANOONGO	B	36000	10
540360	LLFICL	ABODE FOODS & BEVERAGES PRIVATE LIMITED	S	4355783	6.5
540360	LLFICL	ARVIND PRADHAN BHANUSHALI	B	4615000	6.5
540360	LLFICL	NOVA GLOBAL OPPORTUNITIES FUND PCC - TOUCHSTONE	S	2442903	6
540360	LLFICL	PIONEX AGRICOM PRIVATE LIMITED	S	6250000	6.5
540360	LLFICL	RINKU VINOD BHANUSHALI	B	3250000	6.5
512415	MERCTRD	NEXPACT LIMITED	S	70217	21.33
535910	MMLF	ANUPAM STOCK BROKING PRIVATE LIMITED	B	660000	1.51
535910	MMLF	KARUNA KISHOR KADAM	S	660000	1.51
540173	PNBHOUSING	QUALITY INVESTMENT HOLDINGS PCC	S	9807462	1000.2
538452	QUASAR	AVENUE BUSINESS CENTER PRIVATE LIMITED	S	21782741	0.79
544236	RAL	PLUTUS CAPITAL MANAGEMENT LLP	B	30000	70.26
544392	SPINAROO	ASTDURGA INFRAVENTURE PRIVATE LIMITED	B	46000	77.8
511700	STANCAP	DULCET ADVISORY PRIVATE LIMITED	S	9632000	0.44
539117	SUJALA	ALIA COMMOSALES LLP	B	30000	61.25
539117	SUJALA	CHAUBARA EATS PRIVATE LIMITED	S	64000	62.31
539117	SUJALA	KARISHMA TUSHAR PANSARE	S	37000	61.25

NSE

Security Code	Security Name	Client Name	Deal	Quantity	Price
ATCENERGY	ATC Energies System Ltd	CRAFT EMERGING MARKET FUND PCC- CITADEL CAPITAL FUND	SELL	214800	100.53
ATCENERGY	ATC Energies System Ltd	YUVRAJ CHANDRESH SHAH	BUY	199200	100.53
GATECHDVR	GACM Technologies Limited	MAHESHBHAI RAMESHBHAI VAGHELA	BUY	659000	0.85
GATECHDVR	GACM Technologies Limited	RUTU PREYANK PATEL	SELL	650000	0.85
GICL	Globe Intl Carriers Ltd	CORE4 MARCOM PRIVATE LIMITED	SELL	129000	84.52
GODHA	Godha Cabcon Insulat Ltd	ALKABEN PRADIPKUMAR SHAH	SELL	5685935	0.76
GCHOTELS	Grand Continent Hotels L	ANIL YADAV	BUY	150000	169.45
JAYBEE	Jay Bee Laminations Ltd	CAPRI GLOBAL HOLDINGS PRIVATE LIMITED	SELL	176500	210.03
MAHICKRA	Mahickra Chemical Limited	HETAL MAHENDRABHAI SARDHARA	BUY	42000	110.5
MAHICKRA	Mahickra Chemical Limited	SHAH JIGAR ATUL	SELL	48750	110.27
OLIL	Oneclick Logistics Ind L	GRSM MINERALS & METALS LLP	BUY	28800	176.33
PNBHOUSING	PNB Housing Fin Ltd.	ADITYA BIRLA SUN LIFE INSURANCE COMPANY LIMITED	BUY	400004	1000.2
PNBHOUSING	PNB Housing Fin Ltd.	AL MEHWAR COMMERCIAL INVESTMENTS L.L.C.	BUY	200025	1000.2
PNBHOUSING	PNB Housing Fin Ltd.	AL MEHWAR COMMERCIAL INVESTMENTS L.L.C.	BUY	600045	1000.2
PNBHOUSING	PNB Housing Fin Ltd.	ASK ABSOLUTE RETURN FUND	BUY	100208	1000.2
PNBHOUSING	PNB Housing Fin Ltd.	AURIGIN MASTER FUND LIMITED	BUY	100408	1000.2
PNBHOUSING	PNB Housing Fin Ltd.	AXIS MUTUAL FUND	BUY	600041	1000.2
PNBHOUSING	PNB Housing Fin Ltd.	BANK OF INDIA MUTUAL FUND	BUY	200006	1000.2
PNBHOUSING	PNB Housing Fin Ltd.	CANARA ROBECO MUTUAL FUND	BUY	450450	1000.2
PNBHOUSING	PNB Housing Fin Ltd.	CARMIGNAC PORTFOLIO	BUY	200007	1000.2
PNBHOUSING	PNB Housing Fin Ltd.	CITIGROUP GLOBAL MARKETS MAURITIUS PRIVATE LIMITED	BUY	320410	1000.2
PNBHOUSING	PNB Housing Fin Ltd.	COHESION MK BEST IDEAS SUB-TRUST	BUY	200060	1000.2
PNBHOUSING	PNB Housing Fin Ltd.	DISCOVERY GLOBAL OPPORTUNITY MAURITIUS LIMITED	BUY	200006	1000.2
PNBHOUSING	PNB Housing Fin Ltd.	DSP MUTUAL FUND	BUY	340401	1000.2
PNBHOUSING	PNB Housing Fin Ltd.	EDELWEISS LIFE INSURANCE COMPANY LIMITED	BUY	100150	1000.2
PNBHOUSING	PNB Housing Fin Ltd.	FLORIDA RETIREMENT SYSTEM	BUY	87323	1000.2
PNBHOUSING	PNB Housing Fin Ltd.	GHISALLO MASTER FUND LP	BUY	100403	1000.2
PNBHOUSING	PNB Housing Fin Ltd.	GOLDMAN SACHS (SINGAPORE) PTE	BUY	100510	1000.2
PNBHOUSING	PNB Housing Fin Ltd.	GOLDMAN SACHS INVESTMENTS MAURITIUS I LIMITED	BUY	170212	1000.2
PNBHOUSING	PNB Housing Fin Ltd.	HDFC BANK LIMITED	BUY	100210	1000.2
PNBHOUSING	PNB Housing Fin Ltd.	ITI MUTUAL FUND	BUY	200008	1000.2
PNBHOUSING	PNB Housing Fin Ltd.	JUPITER INDIA FUND	BUY	148374	1000.2
PNBHOUSING	PNB Housing Fin Ltd.	KOTAK MAHINDRA LIFE INSURANCE COMPANY LIMITED	BUY	750122	1000.2
PNBHOUSING	PNB Housing Fin Ltd.	KOTAK MAHINDRA MUTUAL FUND	BUY	2177475	1000.2
PNBHOUSING	PNB Housing Fin Ltd.	KOTAK MAHINDRA MUTUAL FUND	BUY	2177475	1000.2
PNBHOUSING	PNB Housing Fin Ltd.	MAHINDRA MANULIFE MUTUAL FUND	BUY	300337	1000.2
PNBHOUSING	PNB Housing Fin Ltd.	MAX LIFE INSURANCE COMPANY LIMITED	BUY	400410	1000.2
PNBHOUSING	PNB Housing Fin Ltd.	MORGAN STANLEY ASIA SINGAPORE PTE	BUY	500040	1000.2
PNBHOUSING	PNB Housing Fin Ltd.	MORGAN STANLEY ASIA SINGAPORE PTE	BUY	801483	1000.2
PNBHOUSING	PNB Housing Fin Ltd.	MOTILAL OSWAL MUTUAL FUND	BUY	400406	1000.2
PNBHOUSING	PNB Housing Fin Ltd.	NBIF PLC/NEUBERGER BERMAN EMERGING MARKETS EQUITY FUND	BUY	15249	1000.2
PNBHOUSING	PNB Housing Fin Ltd.	NEUBERGER BERMAN EMERGING MARKETS EQUITY TRUST	BUY	5414	1000.2
PNBHOUSING	PNB Housing Fin Ltd.	NEUBERGER BERMAN EQUITY FUNDS A/C NEUBERGER BERMAN EMERGING MARKETS EQ FUND	BUY	29624	1000.2
PNBHOUSING	PNB Housing Fin Ltd.	NEUBERGER BERMAN EUROPE HOLDINGS LLC	BUY	497	1000.2

PNBHOUSING	PNB Housing Fin Ltd.	NEUBERGER BERMAN EQUITY FUNDS A/C NEUBERGER BERMAN EMERGING MARKETS EQ FUND	BUY	29624	1000.2
PNBHOUSING	PNB Housing Fin Ltd.	NEUBERGER BERMAN EUROPE HOLDINGS LLC	BUY	497	1000.2
PNBHOUSING	PNB Housing Fin Ltd.	NEUBERGER BERMAN STRATEGIC INDIA EQUITY MASTER FUND L.P.	BUY	1040	1000.2
PNBHOUSING	PNB Housing Fin Ltd.	NORGES BANK ON ACCOUNT OF THE GOVERNMENT PENSION FUND GLOBAL	BUY	800004	1000.2
PNBHOUSING	PNB Housing Fin Ltd.	NUVAMA MULTI ASSET STRATEGY RETURN FUND	BUY	100185	1000.2
PNBHOUSING	PNB Housing Fin Ltd.	OPTIMIX WHOLESALE GLOBAL EMERGING MARKETS SHARE TRUST	BUY	12686	1000.2
PNBHOUSING	PNB Housing Fin Ltd.	OPTIMIX WHOLESALE GLOBAL EMERGING MARKETS SHARE TRUST	BUY	22579	1000.2
PNBHOUSING	PNB Housing Fin Ltd.	PI OPPORTUNITIES AIF V LLP	BUY	400045	1000.2
PNBHOUSING	PNB Housing Fin Ltd.	PLUTUS WEALTH MANAGEMENT LLP	BUY	300004	1000.2
PNBHOUSING	PNB Housing Fin Ltd.	QUALITY INVESTMENT HOLDINGS PCC	SELL	17316849	1000.2
PNBHOUSING	PNB Housing Fin Ltd.	QUALITY INVESTMENT HOLDINGS PCC	SELL	17316849	1000.2
PNBHOUSING	PNB Housing Fin Ltd.	SBI LIFE INSURANCE COMPANY LIMITED	BUY	900040	1000.2
PNBHOUSING	PNB Housing Fin Ltd.	SINGULARITY HOLDINGS LIMITED	BUY	100145	1000.2
PNBHOUSING	PNB Housing Fin Ltd.	SOCIETE GENERALE	BUY	1052054	1000.2
PNBHOUSING	PNB Housing Fin Ltd.	SUBHKAM VENTURES I PVT LTD	BUY	200045	1000.2
PNBHOUSING	PNB Housing Fin Ltd.	SUNDARAM MUTUAL FUND	BUY	300004	1000.2
PNBHOUSING	PNB Housing Fin Ltd.	TARA EMERGING ASIA LIQUID FUND	BUY	200212	1000.2
PNBHOUSING	PNB Housing Fin Ltd.	TATA AIA LIFE INSURANCE COMPANY LIMITED	BUY	900053	1000.2
PNBHOUSING	PNB Housing Fin Ltd.	TATA MUTUAL FUND	BUY	400003	1000.2
PNBHOUSING	PNB Housing Fin Ltd.	THE JUPITER GLOBAL FUND - JUPITER INDIA SELECT	BUY	51630	1000.2
PNBHOUSING	PNB Housing Fin Ltd.	THE SAUDI SECOND INVESTMENT COMPANY	BUY	25605	1000.2
PNBHOUSING	PNB Housing Fin Ltd.	THELEME INDIA MASTER FUND LIMITED	BUY	599941	1000.2
PNBHOUSING	PNB Housing Fin Ltd.	UTI MUTUAL FUND	BUY	250201	1000.2
PNBHOUSING	PNB Housing Fin Ltd.	VALUEQUEST INDIA G.I.F.T. FUND	BUY	200006	1000.2
PNBHOUSING	PNB Housing Fin Ltd.	VIRIDIAN ASIA OPPORTUNITIES MASTER FUND	BUY	200049	1000.2
VAISHALI	Vaishali Pharma Limited	NISHANT PITTI	SELL	1545419	13.08

Disclosure:

Research Reports that are published by Nirmal Bang Securities Private Limited (hereinafter referred to as "NBSPL") are for private circulation only. NBSPL is a registered Research Analyst under SEBI (Research Analyst) Regulations, 2014 having Registration no. INH000001766. NBSPL is also a registered Stock Broker with National Stock Exchange of India Limited, BSE Limited, Metropolitan Stock Exchange of India Limited, Multi Commodity Exchange of India Limited and , National Commodity and Derivative Exchange Limited in Capital Market , Equity and Commodities derivatives segments and Currency Derivatives Segment .

NBSPL has other business divisions with independent research teams separated by Chinese walls, and therefore may, at times, have different or contrary views on stocks and markets.

NBSPL or its associates have not been debarred / suspended by SEBI or any other regulatory authority for accessing / dealing in securities Market since last 20 years. NBSPL, its associates or analyst or his relatives do not hold any financial interest (Except Investment) in the subject company. NBSPL or its associates or Analyst do not have any conflict or material conflict of interest at the time of publication of the research report with the subject company. NBSPL or its associates or Analyst or his relatives may or may not hold beneficial ownership of 1% or more in the subject company at the end of the month immediately preceding the date of publication of this research report.

NBSPL or its associates / analyst has not received any compensation / managed or co-managed public offering of securities of the company covered by Analyst during the past twelve months. NBSPL or its associates have not received any compensation or other benefits from the company covered by Analyst or third party in connection with the research report. Analyst has not served as an officer, director or employee of Subject Company. NBSPL / analyst has not been engaged in market making activity of the subject company.

Analyst Certification: The research analysts and authors of these reports, hereby certify that the views expressed in this research report accurately reflects my/our personal views about the subject securities, issuers, products, sectors or industries. It is also certified that no part of the compensation of the analyst(s) was, is, or will be directly or indirectly related to the inclusion of specific recommendations or views in this research. The analyst(s) principally responsible for the preparation of this research report and has taken reasonable care to achieve and maintain independence and objectivity in making any recommendations.

Disclaimer:

The Research Report is for the personal information of the authorized recipient and does not construe to be any investment, legal or taxation advice. NBSPL is not soliciting any action based upon it. Nothing in the research report shall be construed as a solicitation to buy or sell any security or product, or to engage in or refrain from engaging in any such transaction. In preparing the research report, we did not take into account the investment objectives, financial situation and particular needs of the reader.

The research report has been prepared for the general use of the clients of NBSPL and must not be copied, either in whole or in part, or distributed or redistributed to any other person in any form. If you are not the intended recipient you must not use or disclose the information in the research report in any way. Though disseminated to all the customers simultaneously, not all customers may receive the research report at the same time. NBSPL will not treat recipients as customers by virtue of their receiving the research report. The research report is not directed or intended for distribution to or use by any person or entity resident in a state, country or any jurisdiction, where such distribution, publication, availability or use would be contrary to law, regulation or which would subject NBSPL & its group companies to registration or licensing requirements within such jurisdictions.

The report is based on the information obtained from sources believed to be reliable, but we do not make any representation or warranty that it is accurate, complete or up-to-date and it should not be relied upon as such. We accept no obligation to correct or update the information or opinions in it. NBSPL or any of its affiliates or employees shall not be in any way responsible for any loss or damage that may arise to any person from any inadvertent error in the information contained in the research report. NBSPL or any of its affiliates or employees do not provide, at any time, any express or implied warranty of any kind, regarding any matter pertaining to this report, including without limitation the implied warranties of merchantability, fitness for a particular purpose, and non-infringement. The recipients of the research report should rely on their own investigations.

This information is subject to change without any prior notice. NBSPL reserves its absolute discretion and right to make or refrain from making modifications and alterations to this statement from time to time. Nevertheless, NBSPL is committed to providing independent and transparent recommendations to its clients, and would be happy to provide information in response to specific client queries.

Before making an investment decision on the basis of research report, the reader needs to consider, with or without the assistance of an adviser, whether the advice is appropriate in light of their particular investment needs, objectives and financial circumstances. There are risks involved in securities trading. The price of securities can and does fluctuate, and an individual security may even become valueless. International investors are reminded of the additional risks inherent in international investments, such as currency fluctuations and international stock market or economic conditions, which may adversely affect the value of the investment. Opinions expressed are subject to change without any notice. Neither the company nor the director or the employees of NBSPL accept any liability whatsoever for any direct, indirect, consequential or other loss arising from any use of the research report and/or further communication in relation to the research report. Here it may be noted that neither NBSPL, nor its directors, employees, agents or representatives shall be liable for any damages whether direct or indirect, incidental, special or consequential including lost revenue or lost profit that may arise from or in connection with the use of the information contained in the research report.

Copyright of this document vests exclusively with NBSPL.

Our reports are also available on our website

Registration granted by SEBI and certification from NISM in no way guarantee performance of NBSPL or provide any assurance of returns to investors.

Nirmal Bang Research (Division of Nirmal Bang Securities Pvt. Ltd.)

B-2, 301/302, Marathon Innova,
Opp. Peninsula Corporate Park
Off. Ganpatrao Kadam Marg
Lower Parel(W), Mumbai-400013
Board No. : 91 22 6723 8000/8001
Fax. : 022 6723 8010